

## PerfectFit Double Hung

Features

Colors & Grids

Special Options

# PerfectFit



W I N D O W S

Quality, design, and the reputation of the manufacturer are all attributes of replacement windows to consider when weighing your options. PerfectFit windows are the ultimate choice for superior energy-efficient and durable long-lasting replacement windows.



- All Ideal windows are made from PVC vinyl frames and sashes. Vinyl is a great insulator, nearly maintenance free, withstanding harsh weather and resists scratching, never peeling, cracking or requiring painting.
- Unique raised contour exterior adds elegance to your home
- Fully welded, multi-chambered sloped sill design provides strength and performance with a classic wood look
- Teflon coated stainless steel constant force balance system provides smooth operation
- Electrostatic painted, extruded aluminum half screen is color matched, locking in the down position. Full screen optional
- Virgin vinyl frame and sashes are fusion welded to provide strength and durability

**1. An interior hidden accessory groove accommodates many profiles for easy installation**

**2. Energy efficient 7/8" insulated glass for excellent performance**

**3. Integral lift rails allow the sashes to be raised and lowered with ease**

**4. Tilt latches are flush mounted offering a clean look allowing you to tilt the window in for easy cleaning**

**5. Welded multi-chambered sloped sill design provides strength with a classic wood look. Ventilation locks allow the window to vent partially**

**6. Stylish cam locks provide security and stability.**

**7. Double locks are standard on all double hung windows 26" and wider**



## PerfectFit Double Hung

Features

Colors & Grids

Special Options

### Colors:

#### Endless Options

High-quality options are available with the Multi-Purpose product lines. With more interior options and grid styles, your windows can easily match or coordinate your architectural design without compromising the budget.



Linen



Sahara Brown | Linen



Bronze | Linen



Linen | Oak



Custom Color

### Grid Configuration:

Flat and contour grids are placed between two panes of insulated glass, making cleaning a snap.


Available in:



Colonial Grid



Prairie



Diamond



Craftsman

### Grid Options:

Flat and contour grids are placed between two panes of insulated glass, making cleaning a snap. For that true classic look of "paned" window glass, our SDL option includes contour grids which are mounted on the exterior of the glass with a high bond adhesive system.

Available in:



FLAT GRID



CONTOUR



Simulated Divided Lite



## PerfectFit Double Hung

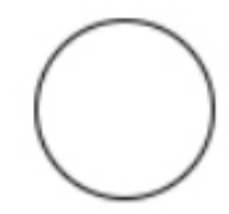
Features

Colors & Grids


Special Options



Reduce exposure to allergens and fading of interior furnishings while increasing energy efficiency! This option provides privacy and light control...plus, it's practically maintenance free. Thermally sealed between insulated glass, privacy blinds feature a hidden cord and easily tilt with a light touch. Available in select window styles.



WHITE



TAN




SAND



EXPRESSO




SLATE GRAY



SILVER MOON

### Obscure Glass



Let light in while still maintaining privacy with obscure glass. Perfect for bathrooms or anywhere privacy is needed.



## Perfect Fit Picture Window

Features

Colors & Grids

Special Options

# PerfectFit

W I N D O W S

Quality, design, and the reputation of the manufacturer are all attributes of replacement windows to consider when weighing your options. PerfectFit picture windows are the ultimate choice for superior energy-efficient and durable long-lasting replacement windows.



### Perfect Fit Picture Window Features

- All Ideal windows are made from PVC vinyl frames and sashes. Vinyl is a great insulator, nearly maintenance free, withstanding harsh weather and resists scratching, never peeling, cracking or requiring painting.
- Unique raised contour exterior adds elegance to your home
- Fully welded, multi-chambered sloped sill design provides strength and performance with a classic wood look
- Teflon coated stainless steel constant force balance system provides smooth operation
- Electrostatic painted, extruded aluminum half screen is color matched, locking in the down position. Full screen optional





## Perfect Fit Picture Window

Features

Colors & Grids

Special Options

### Colors:

#### Endless Options

High-quality options are available with the Multi-Purpose product lines. With more interior options and grid styles, your windows can easily match or coordinate your architectural design without compromising the budget.



Linen



Sahara Brown | Linen



Bronze | Linen



Linen | Oak




Custom Color

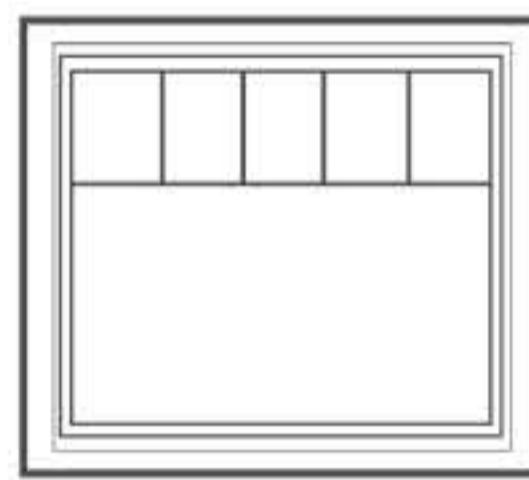
### Grid Configuration:

Flat and contour grids are placed between two panes of insulated glass, making cleaning a snap.

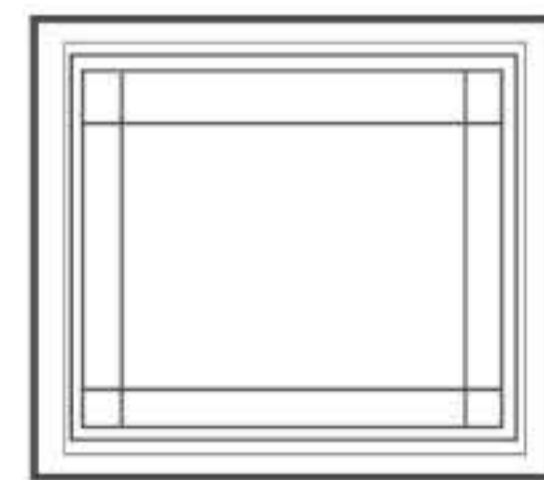
Available in:



Colonial Grid



Diamond Grid



Prairie Grid

### Grid Options:

Flat and contour grids are placed between two panes of insulated glass, making cleaning a snap. For that true classic look of "paned" window glass, our SDL option includes contour grids which are mounted on the exterior of the glass with a high bond adhesive system.

Available in:



FLAT GRID



CONTOUR



Simulated Divided Lite



## Perfect Fit Picture Window

Features


Colors & Grids

Special Options

### Blinds Between Glass



Reduce exposure to allergens and fading of interior furnishings while increasing energy efficiency! This option provides privacy and light control...plus, it's practically maintenance free. Thermally sealed between insulated glass, privacy blinds feature a hidden cord and easily tilt with a light touch. Available in select window styles.



WHITE



TAN




SAND



ESPRESSO




SLATE GRAY



SILVER MOON

### Obscure Glass



Let light in while still maintaining privacy with obscure glass. Perfect for bathrooms or anywhere privacy is needed.

### Grid Options:

Flat and contour grids are placed between two panes of insulated glass, making cleaning a snap. For that true classic look of "paned" window glass, our SDL option includes contour grids which are mounted on the exterior of the glass with a high bond adhesive system.

Available in:



FLAT GRID



CONTOUR



Simulated Divided Lite



## Perfect Fit Slider

Features

Colors & Grids

Special Options

### Colors:

#### Endless Options

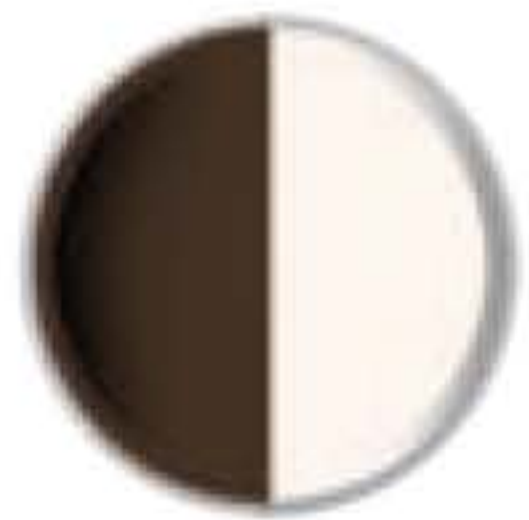
High-quality options are available with the Multi-Purpose product lines. With more interior options and grid styles, your windows can easily match or coordinate your architectural design without compromising the budget.



Linen



Sahara Brown | Linen



Bronze | Linen



Linen | Oak

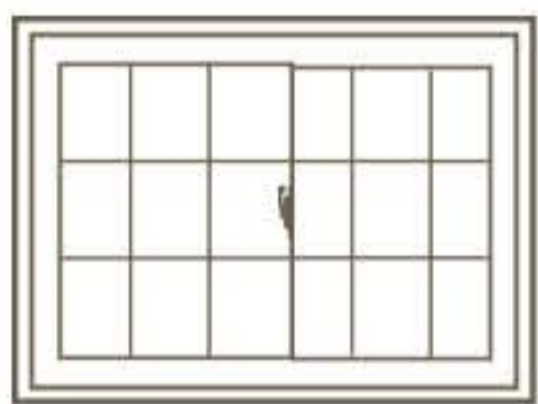


Custom Color

### Grid Configuration:

Flat and contour grids are placed between two panes of insulated glass, making cleaning a snap.

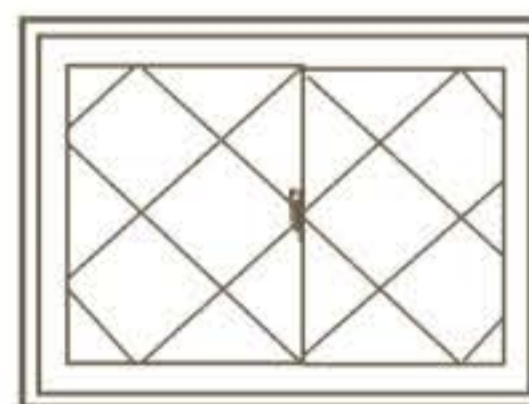
Available in:



Colonial Grid



Prairie Grid



Diamond Grid

### Grid Options:

Flat and contour grids are placed between two panes of insulated glass, making cleaning a snap. For that true classic look of "paned" window glass, our SDL option includes contour grids which are mounted on the exterior of the glass with a high bond adhesive system.

Available in:



FLAT GRID



CONTOUR



Simulated Divided Lite



## Perfect Fit Slider

Features

Colors & Grids

Special Options

### Child Safety Latch



Single Action WOCD (Window Opening Control Device)

[\[Download our WOCD brochure for more information.\]](#)


### Blinds Between Glass



Reduce exposure to allergens and fading of interior furnishings while increasing energy efficiency! This option provides privacy and light control...plus, it's practically maintenance free. Thermally sealed between insulated glass, privacy blinds feature a hidden cord and easily tilt with a light touch. Available in select window styles.



### Obscure Glass



Let light in while still maintaining privacy with obscure glass. Perfect for bathrooms or anywhere privacy is needed.



## Perfect Fit Slider

Features

Colors & Grids

Special Options

# PerfectFit



W I N D O W S

Quality, design, and the reputation of the manufacturer are all attributes of replacement windows to consider when weighing your options. PerfectFit windows are the ultimate choice for superior energy-efficient and durable long-lasting replacement windows.



### Perfect Fit Slider Features

- All Ideal windows are made from PVC vinyl frames and sashes. Vinyl is a great insulator, nearly maintenance free, withstanding harsh weather and resists scratching, never peeling, cracking or requiring painting.
- Unique raised contour exterior adds elegance to your home
- Fully welded, multi-chambered sloped sill design provides strength and performance with a classic wood look
- Electrostatic painted, extruded aluminum half screen is color matched. Full screen optional

